

Flat braided Wire Slings FWS series

Product information



Flat braided wire slings for advanced lifting in all industries.

Manufactured of 10 steel wire ropes in construction 6x19-WSC, which have been braided to provide a very flexible lifting sling with a wide connect surface. Length according to customers requirements.

The manufacturing, testing and calculation is according to Machinerydirective 2006/42/EC, and has been witnessed by DNV GL.

Features: Standard slings are manufactured with standard aluminum ferrule. Can be manufactured with conical ferrule on request.

Rope construction: 6x19-WSC (7x19)

Marking: CE-marked

Temperature range: -40°C up to +150°C

Finish: Galvanized

Note: Before using the lifting gear, the instructions for use should be read and understood. The instructions of use are containing information on how the lifting gear is used and working in a safe and correct way.

Safety factor: 5:1

Part Code	WLL ton
161500100010010	0.95
161500100030010	0.95
161500100040010	0.95
161500160100010	1.6
161500160200010	1.6
161500160300010	1.6

161500160400010	1.6
-----------------	-----

161500250100010	2.5
-----------------	-----

161500250200010	2.5
-----------------	-----

161500250300010	2.5
-----------------	-----

161500250400010	2.5
-----------------	-----

161500250600010	2.5
-----------------	-----

161500320200010	3.2
-----------------	-----

161500320300010	3.2
-----------------	-----

161500320400010	3.2
-----------------	-----

161500320600010	3.2
-----------------	-----

161500320800010	3.2
-----------------	-----

161500480200010	4.8
-----------------	-----

161500480400010	4.8
-----------------	-----






161500480600010	4.8
-----------------	-----

161500800400010	8
-----------------	---

161500800600010	8
-----------------	---

161500800800010	8
-----------------	---

Technical data

Straight lift WLL (ton)	Choked lift WLL(ton)	U-lift WLL (ton)	Basket 0-45° WLL (ton)	Basket 45-60° WLL (ton)
				
Load factor 1	Load factor 0,8	Load factor 2	Load factor 1,4	Load factor 1